



Prior Learning

- I have used different fabrics and materials.
- I have cut and joined fabrics with simple techniques.
- I have talked about who products are designed for and why.


Sticky Knowledge

- I understand how glove puppets are made, talking about the examples I am shown.
- I can create a design thinking about the **user** and **purpose**.
- I can share my ideas through talking and drawing.
- I can use tools and equipment carefully to mark out, measure, cut and join fabric together.
- I understand different ways fabrics can be joined together.
- I can evaluate my work and talk about the things I have done well and the things I would like to improve.


How can I use pattern pieces to create my design?



Use clear sticky tape to position pattern on fabric. Cut around the pattern.



Use soft chalk pastel or soft white crayon to draw around the pattern prior to cutting out.



Use pins to secure the pattern on the fabric. Cut around the pattern.



Gluing




Stapling




Safety pin



Pinning





Sewing



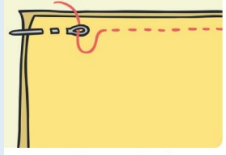


What different joining techniques can I use?

Textiles – Year 1 – Summer Term

Vocabulary

Cut	To use a sharp tool to divide something
Decorate	To make more appealing by adding items, e.g. 
Design	A plan or idea of what the product will be
Evaluate	I can talk about what is good about a product and ways it can be improved.
Fabric	Cloth or material used to make puppets.
Function	What the product should be able to do to
Investigate	To look at something carefully and closely
Make	To bring into being by joining different
Needle	
Plan	Thinking about something before doing it

Vocabulary

Purpose	What the product is used for.
Running stitch	
Scissors	
Template	A shape that is used to draw around to get
Thread	
User	The person or people who will use the product.