




The Acorn Partnership

Marston Montgomery Primary School
Long Lane C of E Primary School

Sticky learning





- Know how to take pictures on a tablet.
- Know how to add media such as sounds and writing in scratch.
- Know how to edit code to achieve a given outcome



Stop-frame Animation

New Knowledge

- I know how animations work by creating a flipbook.
- I know to create an animation I need to make small changes to frames using stop-frame animation.
- I know to plan an animation I need to create a storyboard.
- I know to create an animation I need to work consistently and use onion skinning to do this.
- I know to make my animation more affective to add different types of media



Key Vocabulary	
animation	Making pictures or drawings move.
flipbook	A little book with pictures that change slightly on each page.
stop-frame animation	A special way of making a movie where you take lots of pictures of something.
frame	One picture or drawing in an animation or movie.
sequence	A series of things that happen one after another.
setting	The place and time where a story happens.
character	A person, animal, or creature in a story or animation.
event	Something that happens in a story or animation.
onion skinning	A tool used in animation that lets you see the previous drawings while you're making the next one.
consistent	Keeping things the same.
media	Different ways to share information or tell stories.
import	To bring something, like a picture or a sound, from one place into your project.
transition	A way to move from one scene or picture to another in a smooth or interesting way.