

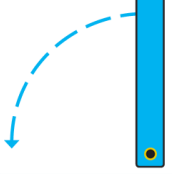





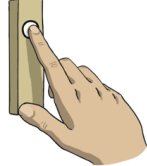



## Key Vocabulary

<b>slider</b> 	<b>lever</b> 	<b>pivo</b> 
<b>backwards</b> 	<b>forwards</b> 	<b>pull</b> 
<b>up</b> 	<b>down</b> 	<b>push</b> 
<b>split pin</b> 	<b>Process:</b> investigate, design, planning, evaluate	


## Lesson 1 - Investigate books with moving parts



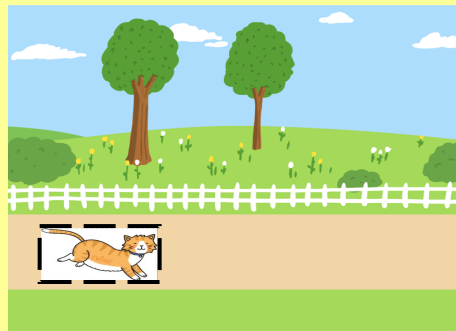
## Lesson 3 - Levers

**Lever** - a bar which turns around a point/pivot.

**Pivot** - appoint about which a lever turns





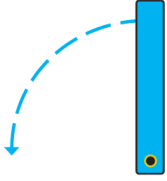





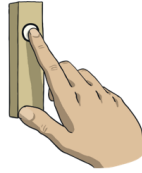

## Lesson 2 - Sliders



## Lesson 4, 5 & 6 - Design, make and evaluate

Your product must, -
Show part of the story of The Three Little Pigs
Have one moving part - a slider or a lever
Appeal to our friends in Reception
Be neat
Be well made

## Key Vocabulary

<b>slider</b> 	<b>lever</b> 	<b>pivo</b> 
<b>backwards</b> 	<b>forwards</b> 	<b>pull</b> 
<b>up</b> 	<b>down</b> 	<b>push</b> 
<b>split pin</b> 	<b>Process:</b> investigate, design, planning, evaluate, design criteria	


## Lesson 1 - Investigate books with moving parts



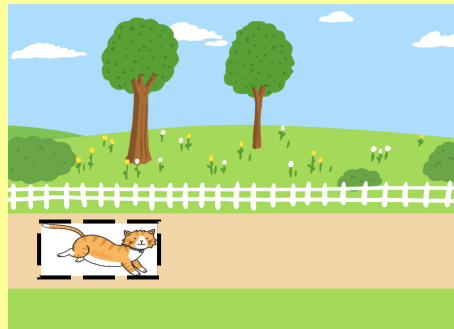
## Lesson 3 - Levers

**Lever** - a bar which turns around a point/pivot.

**Pivot** - appoint about which a lever turns



## Lesson 2 - Sliders



## Lesson 4, 5 & 6 - Design, make and evaluate

Did you meet the design criteria?

Design Criteria: Your product must, -	My product meets this criteria:
Show part of the story of The Three Little Pigs	
Have two moving parts - a slider and a lever	
Appeal to our friends in Reception	
Be neat	
Be well made	